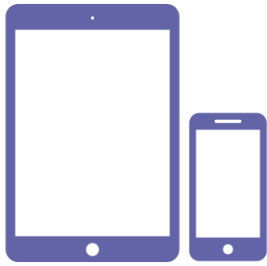


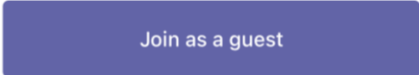
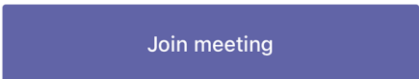
# How to join your child's virtual conference



## Which device will you be using to connect?



### tablet or cellphone


1. Install the Microsoft Teams app from your device's app store. There is no need to create an account.
2. Five minutes before your conference is set to begin, click on the meeting link sent to you via email.
3. Tap 
4. Enter your child's first name and last initial (i.e. John S)
5. Tap 
6. You will then see that you are being connected to the meeting.
7. You will then wait in the queue until the teacher admits you into the meeting. This is similar to an in-person conference wherein the teacher would open the classroom door to invite you in at your designated time.

Connecting...

Hello Student's Name,  
Someone in the meeting should let you in soon.

8. Tap your screen and enable your mic. Enable your video camera if desired.



9. When the conference is concluded, tap 


10. You may be asked to rate the quality of the call. You can simply tap the X.




Virtual Conference  
Call ended




### laptop or desktop computer

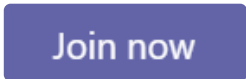
1. Five minutes before your conference is set to begin, click on the meeting link sent to you via email.
2. Select  **Continue on this browser**  
No download or installation required.
3. You may be prompted to allow Teams to use your mic and camera. If so, click allow.

teams.microsoft.com wants to


 Use your microphone

 Use your camera

Allow

4. Enter your child's first name and last initial (i.e. John S)
5. Enable your mic. Enable your video camera if desired.
6. Tap 
7. You will then wait in the queue until the teacher admits you into the meeting. This is similar to an in-person conference wherein the teacher would open the classroom door to invite you in at your designated time.

We've let people in the meeting know you're waiting.

8. When the conference is concluded, tap 
9. You may be asked to rate the quality of the call. You can simply click the X (top left) to close the browser window.



Regina  
Catholic Schools